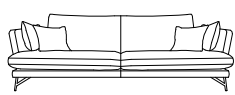




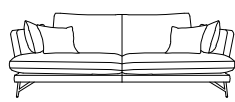
| TECHNICAL DATA SHEET | | MOD. | TEMPO |
|----------------------|---------|-------|-------|
| | SEAT H. | 46 CM | |
| | SEAT D. | 57 CM | |
| | ARM H. | 74 CM | |
| | ARM W. | 20 CM | |

cod. 350
3STR MAXI



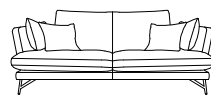
270

cod. 300
3 SEATER



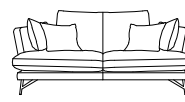
240

cod. 209
2STR MAXI



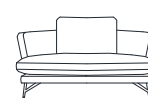
210

cod. 200
2 SEATER



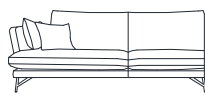
180

cod. 100
ARMCHAIR



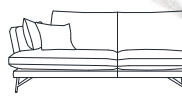
107

cod. 351-353
3STR MAXI RAF/LAF



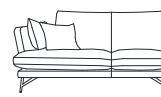
250

cod. 301-303
3STR RAF/LAF



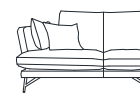
220

cod. 213-214
2STR MAXI RAF/LAF



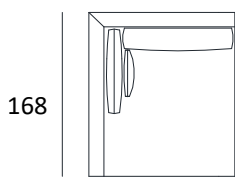
190

cod. 201-203
2STR RAF/LAF



160

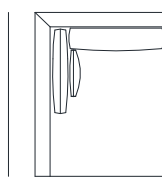
cod. 576-578
C.L. FIT TO 3STR MAXI



168

138

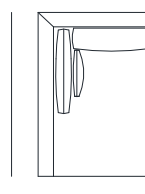
cod. 501-502 C.L.
FIT TO 3STR



168

123

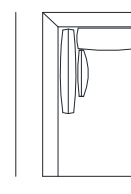
cod. 514-515
C.L. FIT TO 2STR MAXI



168

108

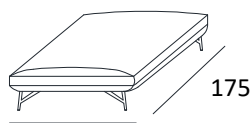
cod. 504-505
C.L. FIT TO 2STR



168

93


cod. 04A
FOOTSTOOL 175x88



88

175

cod. 582
DORMEUSE



101

195

75

INCLUDED ELEMENTS:

N.2 ARMREST PILLOWS IN FEATHER GOOSE
N.B.: 1 PILLOW INCLUDED FOR RAF/LAF
VERSIONS



NO PILLOWS FOR ARMCHAIR*

N.2 45x45 PILLOWS IN FEATHER GOOSE
N.B.: 1 PILLOW INCLUDED FOR RAF/LAF
VERSIONS



NO PILLOWS FOR ARMCHAIR*

OPTIONAL ELEMENTS:

BACK REST IN FEATHER GOOSE
70x30



AVAILABLE COVER

AS PER CUBOROSSO SWATCHES

STRUCTURE

WOODEN STRUCTURE IN MULTI-LAYER FIR, FIBERBOARD AND CHIPBOARD

IMBOTTITURA

| SEAT | BACK | ARMS |
|-------------------|-------------------------|--------------|
| POLYURETHANE | FEATHER GOOSE | POLYURETHANE |
| DENSITY' 35 x KG. | WITH POLYURETHANE LAYER | |

BELTS SYSTEM

| SEAT | ELASTIC BELTS | |
|------|------------------|--|
| BACK | WOODEN STRUCTURE | |

FEET

METAL FEET H. 17,5 cm.

FEATURES

ENTIRELY REMOVABLE COVER

FOR THE ARMCHAIR VERSIONS ALL THE ELEMENTS ARE OPTIONAL

OPTIONALS

BACK REST IN FEATHER GOOSE

NOTES