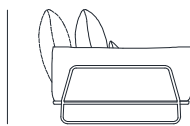




TECHNICAL DATA SHEET

MOD. NUVOLA

98




116/118

SEAT H. 49
SEAT D. 54/73

ARM H. 65
ARM W. 20

cod. 350
3 SEATER MAXI

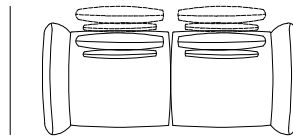
116/119



235

cod. 300
3 SETAER

116/119



190

cod. 209
2 SEATER MAXI


116/119



170

cod. 351-353
3 SEATER MAXI RAF/LAF

116/119



215

cod. 301-303
3 SEATER RAF/LAF

116/119



170

cod. 213-214
2 SEATER MAXI RAF/LAF

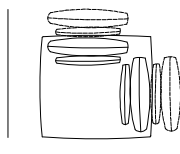
116/119



150

cod. 550
SQUARED CORNER

116/119



116/119

AVAILABLE COVER

AS PER CUBOROSSO SWATCHES

STRUCTURE

WOODEN STRUCTURE IN MULTI-LAYER FIR, FIBERBOARD AND CHIPBOARD

INSIDE		
--------	--	--

SEAT	BACK	ARM
POLUYRETHANE	POLUYRETHANE	POLUYRETHANE
DENSITY 35 x KG.	LUMBAR CUSHIONS IN GOOSE FEATHER	

BELTS SYSTEM		
--------------	--	--

SEAT	ELASTIC BELTS	
BACK	ELASTIC BELTS	

FEET	METAL - H. 17 CM.
------	-------------------

FEATURES

OPTIONALS

NOTES
