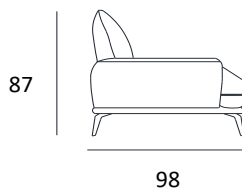


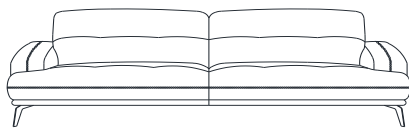


TECHNICAL DATA SHEET MOD. ANDERSEN




SEAT H.	44
SEAT D.	61
ARM H.	57
ARM W.	29

cod. 400
4 SEATER



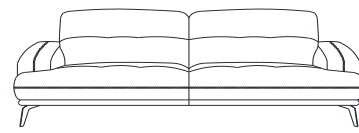
265

cod. 350
3 SEATER MAXI



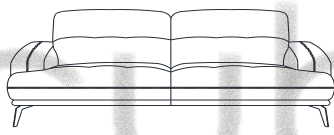
238

cod. 300
3 SEATER



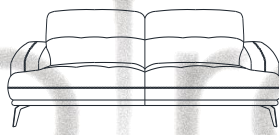
218

cod. 209
2 SEATER MAXI



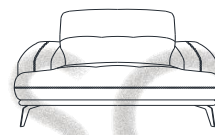
198

cod. 200
2 SEATER



178

cod. 100
ARMCHAIR



118

AVAILABLE COVER

AS PER CUBOROSSO SWATCHES

STRUCTURE

WOODEN STRUCTURE IN MULTI-LAYER FIR, FIBERBOARD AND CHIPBOARD

INSIDE

SEAT	BACK	ARMS
POLYURETHANE	POLYURETHANE	POLYURETHANE
DENSITA' 35 x KG.		

BELTS SYSTEM

SEAT	ELASTIC BELTS	
BACK	ELASTIC BELTS	

FEET

PLASTIC - H. 17,5 CM

FEATURES

OPTIONALS

NOTES