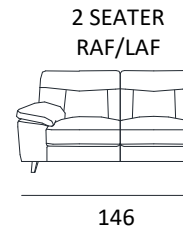

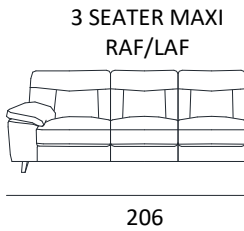
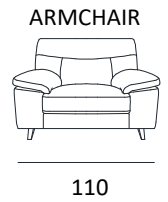
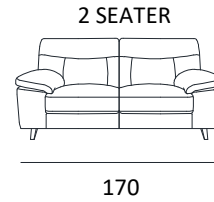
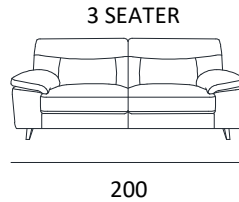
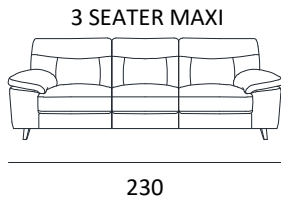
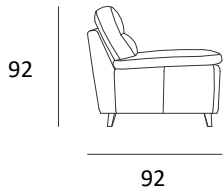
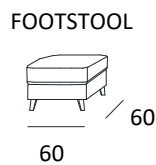
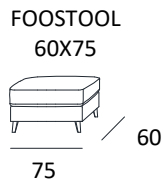
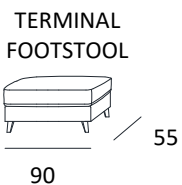
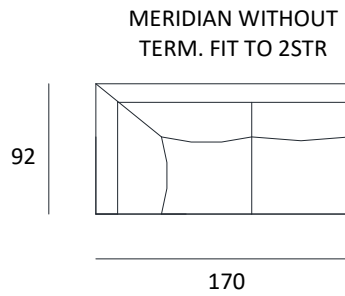
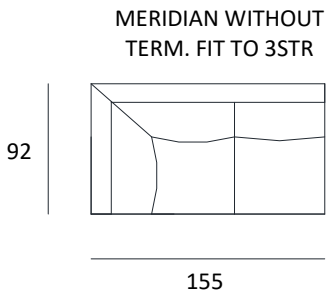


TECHNICAL DATA SHEET

Model AIDA



SEAT H.	47 CM
SEAT D.	55 CM
ARM H.	59 CM
ARM L.	24 CM



TECHNICAL DATA SHEET



AIDA

Available cover

AS PER CUBO ROSSO SWATCHES

Inside

Seat	Back		Armrest
POLYURETHANE	FLOCK		FLOCK
DENSITY 35 x kg.			

Structure

WOODEN STRUCTURE IN MULTI-LAYER FIR, FIBERBOARD AND CHIPBOARD

Belt System

	Belts	Chipboard	Notes
Seat cushion	X		
Back cushion	X		

OTHER ELEMENTS

Elements	Fixed	Removable	Action systems
SEAT CUSHIONS	X		
BACK CUSHIONS	X		
ARMREST	X		

FEET AND METAL BASES

	Metal			Wood				PVC		
	Satin finish	Chromed		Dark walnut	Wenge	Covered		Black	Wenge	Alu
Feet					X					
				H. 13 cm						

Included Elements and other Optionals*

Movable cushions	incl.	Opt.	Headrest:	incl.	Opt.	Bed:	incl.		Opt.

WEIGHT VOLUMES AND ITEMS N. FOR EACH VERSION

Versions	Volume mc	Weight kg	Items n.

NOTE: Volumes refer to products in packing box.

NOTE: The weight includes the packaging and changes according to the covers

Notes

